

Senvelgo



How to manage your cat's diabetes



Boehringer
Ingelheim

DIABETES

AND YOUR CAT

*Your cat has been diagnosed with diabetes.
It can feel like a worrying time but you are
not alone.*

Around 1 in every 200 cats in the United Kingdom is affected by diabetes,^{1,2} but the good news is that diabetes is manageable. Even better news is that recent innovations have made treatment easy and convenient for cats and cat owners.

This booklet will help to answer many of the questions you may have so you can treat your cat successfully with Senvelgo®.

Common symptoms of diabetes in cats



Increased thirst



Increased urination



Increased appetite



Weight loss



Lethargy





What you need to know about diabetes in cats

Diabetes mellitus (or simply ‘diabetes’), occurs when a cat has insufficient levels of, or an abnormal response to insulin. This leads to high levels of sugar (glucose) in the blood which leads to the symptoms that you may have noticed.

What does diabetes do to cats?

Initial symptoms of diabetes can include increased urination, thirst and weight loss despite having an increased appetite.

Untreated, diabetes leads to dehydration, malnutrition, trouble walking, and sadly, it can even result in death.

The good news, however, is that diabetes is very treatable. As you will see, **Senvelgo®** offers a simple and convenient way to help you and your cat continue to live a happy life together.

MANAGING YOUR CAT'S HEALTH

A consistent routine will go a long way in helping to manage your cat's diabetes. Try to keep a regular schedule for your cat, especially when it comes to:



Senvelgo®

Give your cat Senvelgo® at approximately the same time every day, with or without food.



Vet visits

As diabetes is a long term disease your cat will require regular check ups, especially the first two weeks after starting treatment. Your vet will advise you regarding your next appointment.



Healthy diet

What your cat eats is very important. Discuss your cat's diet with your vet to determine what kind of food is best.



Activity & play

Staying fit and maintaining a healthy weight will help to keep your cat's diabetes under control - regular activity can make a real difference. Like feeding, activity should be comparable from day to day. It's often not easy to get your cat to exercise but your vet can give you some tips on how to get your cat active and what level is appropriate.

A healthy lifestyle and consistent care - alongside Senvelgo® - are key to helping diabetic cats enjoy an improved quality of life.

A SIMPLE SOLUTION

To manage your cat's diabetes, your vet has prescribed Senvelgo® - an easy to give, once daily, oral solution you can put onto your cat's food or directly into their mouth.

Senvelgo 



Convenient oral liquid




Once-daily dosing



Flavoured solution



No concern over low blood sugar levels



Senvelgo® improves the symptoms of diabetes by reducing blood sugar levels usually within one week.³

HOW TO GIVE SENVELGO®

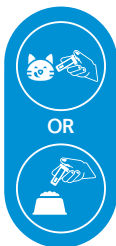
It's as simple as...

- 1** Push down and turn the cap to unscrew. Insert the Senvelgo® syringe into the bottle.

Turn the bottle and syringe upside down. Pull the plunger back until you reach the dosage prescribed by your vet.




- 2** You can administer Senvelgo® directly into the side of your cat's mouth, or with a small amount of food to ensure the entire dose is taken at once.



- 3** Wipe the syringe clean after use but please do not wash it with water.



*For a step-by-step video
showing how to give
Senvelgo®, scan the code or
visit cat.senvelgo.co.uk*

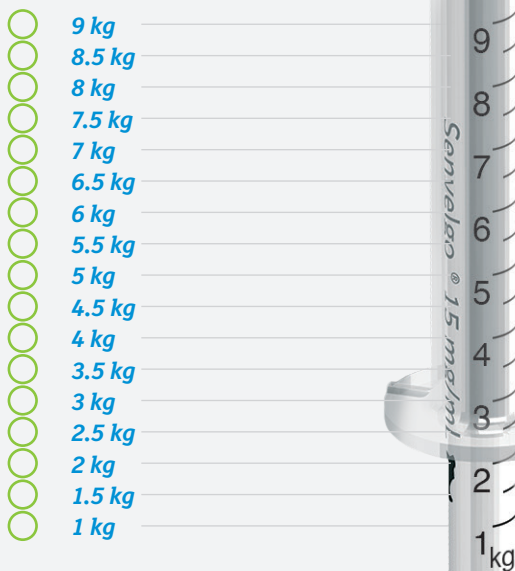


SIMPLE

BODYWEIGHT DOSING

*Your vet will prescribe
the appropriate dose
for your cat.*

Tick the appropriate daily dosage



Syringe not drawn to scale

BEGINNING TREATMENT

Senvelgo® is designed to be a simple and routine part of your day. In addition to treating your cat with Senvelgo®, it is also important to keep a close eye on their general health by watching out for any symptoms which could indicate problems, as well as routine monitoring as advised by your vet.

Understanding diabetic ketoacidosis

Unfortunately, some diabetic cats can develop something called diabetic ketoacidosis (DKA), which can be a severe and potentially life-threatening condition. All diabetic patients, including cats, are at risk of experiencing DKA, irrespective of the medication they are receiving. But the good news is that it can be monitored for by checking for the presence of ketones - either in your cat's urine or via a blood sample.



Always follow the advice of your vet. Please let them know if you have any questions about your cat's health.

DKA - symptoms to watch for

The following symptoms may indicate your cat has DKA. If you notice any of these symptoms in your cat, contact your vet immediately.



Weakness



Lethargy



Sudden weight loss



Vomiting



Refusing to eat or drink

Your vet will give you specific instructions on how to monitor for DKA after you've administered your first dose of Senvelgo®. Monitoring during the first two weeks is especially important and includes:



Testing your cat's urine at home to check for ketones



Follow-up appointments with your vet



Watching for the symptoms above

Fill in the table on the next page to help monitor your cat for DKA.

Fortunately, DKA is a treatable condition, especially when caught early, and whilst it is important for you to know about it and monitor for it, most diabetic cats will live the rest of their life without having an episode of DKA.

MONITORING

YOUR CAT’S DIABETES

Your cat’s name

Date of starting Senvelgo®

Please check your cat’s urine for ketones every ____ days for the first two weeks.

Date	Ketones present?		Does your cat seem well?*	
	Yes <input type="radio"/>	No <input type="radio"/>	Yes <input type="radio"/>	No <input type="radio"/>
	Yes <input type="radio"/>	No <input type="radio"/>	Yes <input type="radio"/>	No <input type="radio"/>
	Yes <input type="radio"/>	No <input type="radio"/>	Yes <input type="radio"/>	No <input type="radio"/>
	Yes <input type="radio"/>	No <input type="radio"/>	Yes <input type="radio"/>	No <input type="radio"/>
	Yes <input type="radio"/>	No <input type="radio"/>	Yes <input type="radio"/>	No <input type="radio"/>
	Yes <input type="radio"/>	No <input type="radio"/>	Yes <input type="radio"/>	No <input type="radio"/>
	Yes <input type="radio"/>	No <input type="radio"/>	Yes <input type="radio"/>	No <input type="radio"/>
	Yes <input type="radio"/>	No <input type="radio"/>	Yes <input type="radio"/>	No <input type="radio"/>
	Yes <input type="radio"/>	No <input type="radio"/>	Yes <input type="radio"/>	No <input type="radio"/>
	Yes <input type="radio"/>	No <input type="radio"/>	Yes <input type="radio"/>	No <input type="radio"/>
	Yes <input type="radio"/>	No <input type="radio"/>	Yes <input type="radio"/>	No <input type="radio"/>
	Yes <input type="radio"/>	No <input type="radio"/>	Yes <input type="radio"/>	No <input type="radio"/>
	Yes <input type="radio"/>	No <input type="radio"/>	Yes <input type="radio"/>	No <input type="radio"/>
	Yes <input type="radio"/>	No <input type="radio"/>	Yes <input type="radio"/>	No <input type="radio"/>

*If your cat is well they should be interacting normally, eating, drinking and not vomiting, losing weight unexpectedly or sleeping more than usual.



If your cat ever has ketones in their urine or seems unwell then please seek veterinary advice immediately.

If you see a different vet to your normal vet, show them this leaflet so they know your cat is receiving Senvelgo®, and could potentially have ketoacidosis but with normal blood glucose levels. They can also contact our Technical Services Team for advice (01344 746957).

RE-ORDERING

YOUR SENVELGO®

Your cat's body weight

Date to re-order Senvelgo®



Senvelgo® 30 ml bottle

Body weight of cat (kg)	Approx. Days	Approx. Months
2.5	180	6.0
3	150	5.0
3.5	129	4.3
4	113	3.8
4.5	100	3.3
5	90	3.0
5.5	82	2.7
6	75	2.5
6.5	69	2.3
7	64	2.1
7.5	60	2.0
8	56	1.9
8.5	53	1.8
9	50	1.7
9.5	47	1.6
10	45	1.5

NOTES / INSTRUCTIONS

Senvelgo

Want more tips on managing your cat's diabetes with Senvelgo®?

Scan the code or visit cat.senvelgo.co.uk to watch a video on how to give Senvelgo® and access further information



1. McCann, T., et al. (2007) Feline diabetes mellitus in the UK: the prevalence within an insured cat population and a questionnaire-based putative risk factor analysis. *J Feline Med Surg* 9, 289–9.

2. O'Neill, D., et al. (2016) Epidemiology of Diabetes Mellitus among 193,435 Cats Attending Primary-Care Veterinary Practices in England. *J Vet Intern Med* 30, 964–72.

3. Niessen, S. J. M. et al. (2022) Once daily oral therapy for feline diabetes mellitus: evaluation of SGLT-2 inhibitor velagliflozin as stand-alone therapy compared to insulin injection therapy in diabetic cats. *Journal of Veterinary Internal Medicine* 36, 2512–2513.

Senvelgo® contains velagliflozin (sodium-glucose co-transporter 2 [SGLT-2] inhibitor). UK(GB): POM-V. Advice should be sought from the prescriber. Further information available in the SPC or from Boehringer Ingelheim Animal Health UK Ltd., RG12 8YS, UK. UK(GB) Tel: 01344 746957. Email: vetenquiries@boehringer-ingelheim.com. Senvelgo® is a registered trademark of Boehringer Ingelheim Vetmedica GmbH, used under licence. ©2023 Boehringer Ingelheim Animal Health UK Ltd. All rights reserved. Date of preparation: Sept 2023. UI-PET-0070-2023. Use Medicines Responsibly.



Boehringer
Ingelheim